

# Product data sheet

## Miniature connectors

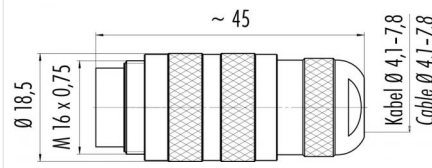


Product description	<b>M16 IP67 cable connector, Contacts: 6 DIN, 4.0 - 8.0 mm, shielding is not possible, crimp (Crimp contacts must be ordered separately), IP67, UL</b>
Area	<b>M16 IP67 series 423</b>
Order number	<b>99 5121 740 06</b>

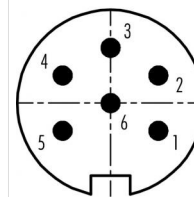
### Illustration



### Scale drawing



### Contact arrangement (Plug-in side)



	X	Y
1	3,03	-1,75
2	3,03	1,75
3	0,00	3,50
4	-3,03	1,75
5	-3,03	-1,75
6	0,00	0,00

You can find the component part drawing and assembly instructions on the next page.

## Technical data

### General values

Connector design	cable connector
Connector locking system	screw
Termination	crimp (Crimp contacts must be ordered separately)
Wire gauge (mm)	see crimp contacts under accessories
Cable outlet	4.0 - 8.0 mm
Upper limit temperature	100 °C
Lower limit temperature	- 40 °C
Customs tariff number	85369010
Packaging Unit	40

### Cable data

Approval 1	UL
------------	----

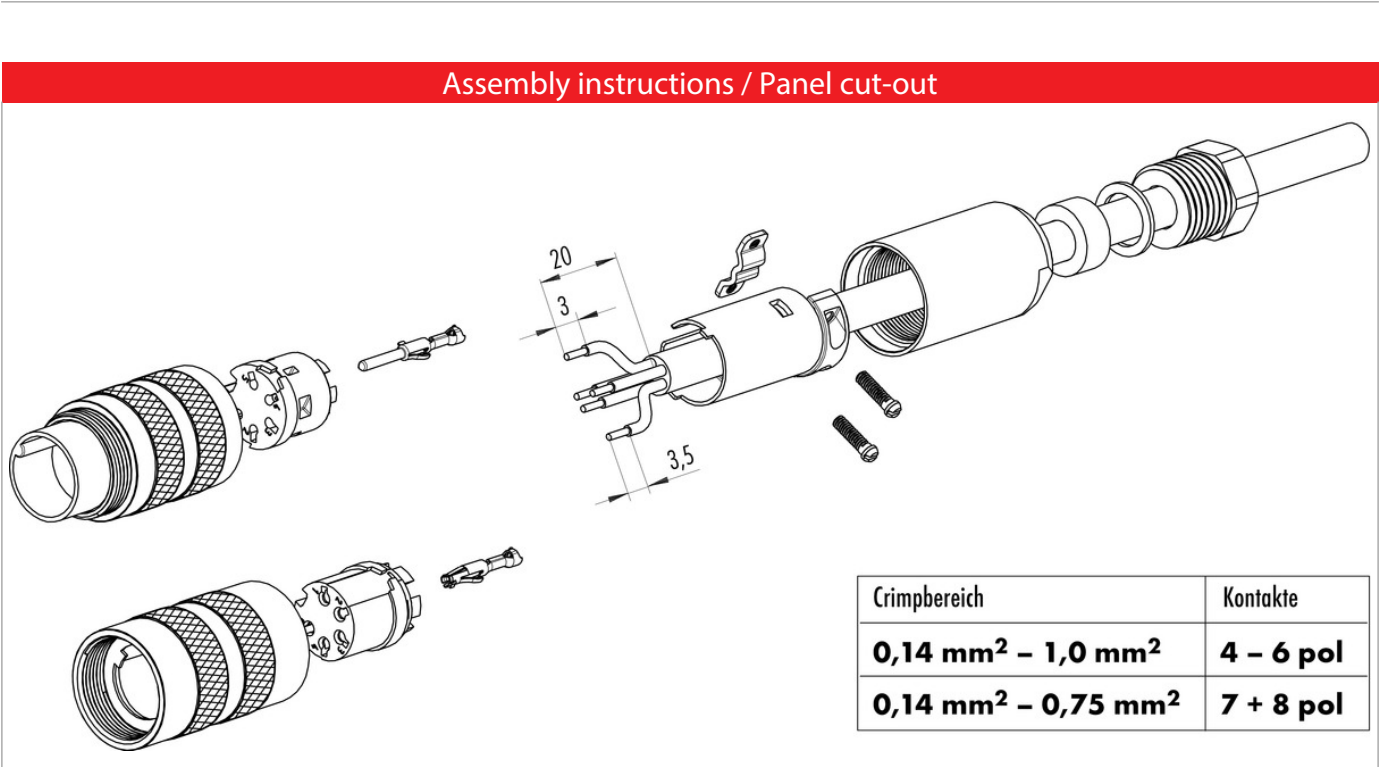
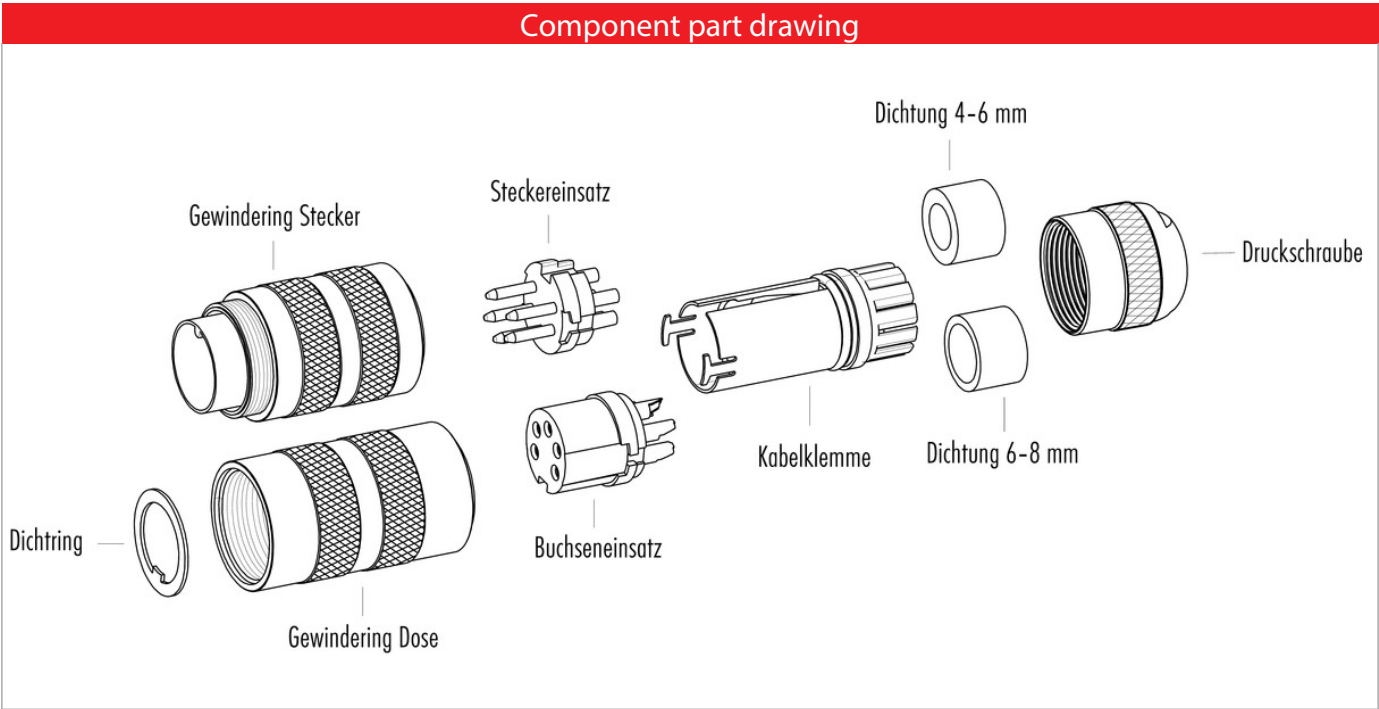
### Electrical values

Rated current (40 °C)	5 A
Rated voltage	250 V
Rated impulse voltage	1500 V
Pollution degree	1
Overvoltage category	I
Insulating material group	III
Insulation resistance	≥ 10 <sup>10</sup> Ω
EMC compliance	shielding is not possible
Degree of protection	IP67
Mechanical operation	> 500 Mating cycles

### Material

Contact material	depending on crimp contact (accessory)
Contact body material	PBT (UL94 V-0)
REACH SVHC	CAS 7439-92-1 (Lead)

Product description	M16 IP67 cable connector, Contacts: 6 DIN, 4.0 - 8.0 mm, shielding is not possible, crimp (Crimp contacts must be ordered separately), IP67, UL
Area	M16 IP67 series 423
Order number	99 5121 740 06



Product description	<b>M16 IP67 cable connector, Contacts: 6 DIN, 4.0 - 8.0 mm, shielding is not possible, crimp (Crimp contacts must be ordered separately), IP67, UL</b>
Area	<b>M16 IP67 series 423</b>
Order number	<b>99 5121 740 06</b>

## Security notices

The connector must not be connected or separated under load. Non-observance and incorrect use can result in personal injury.

The connectors are designed for use in plant, control system and electrical equipment. The end user is responsible for checking whether the connectors are suitable for use in other applications.

Connectors used in electrical circuits containing hazardous life parts must only be assembled and used by or under the supervision of persons with the requisite electrotechnical training, taking the applicable regulations and standards into account.

Connectors with degree of protection IP 67 and IP 68 are not suitable for use under water. When used outdoors, the connectors must be separately protected against corrosion. For further information about IP degrees of protection refer to 'Technical support' in the Download Centre.

The connector is not suitable for mains voltages. Please observe the pollution degrees and the overvoltage category. For further information refer to 'Technical support' in the Download Centre.

To lock the cable connector to the equipment connector, the threaded ring is tightened until it is 'finger-tight' (approx. 50 cNm).